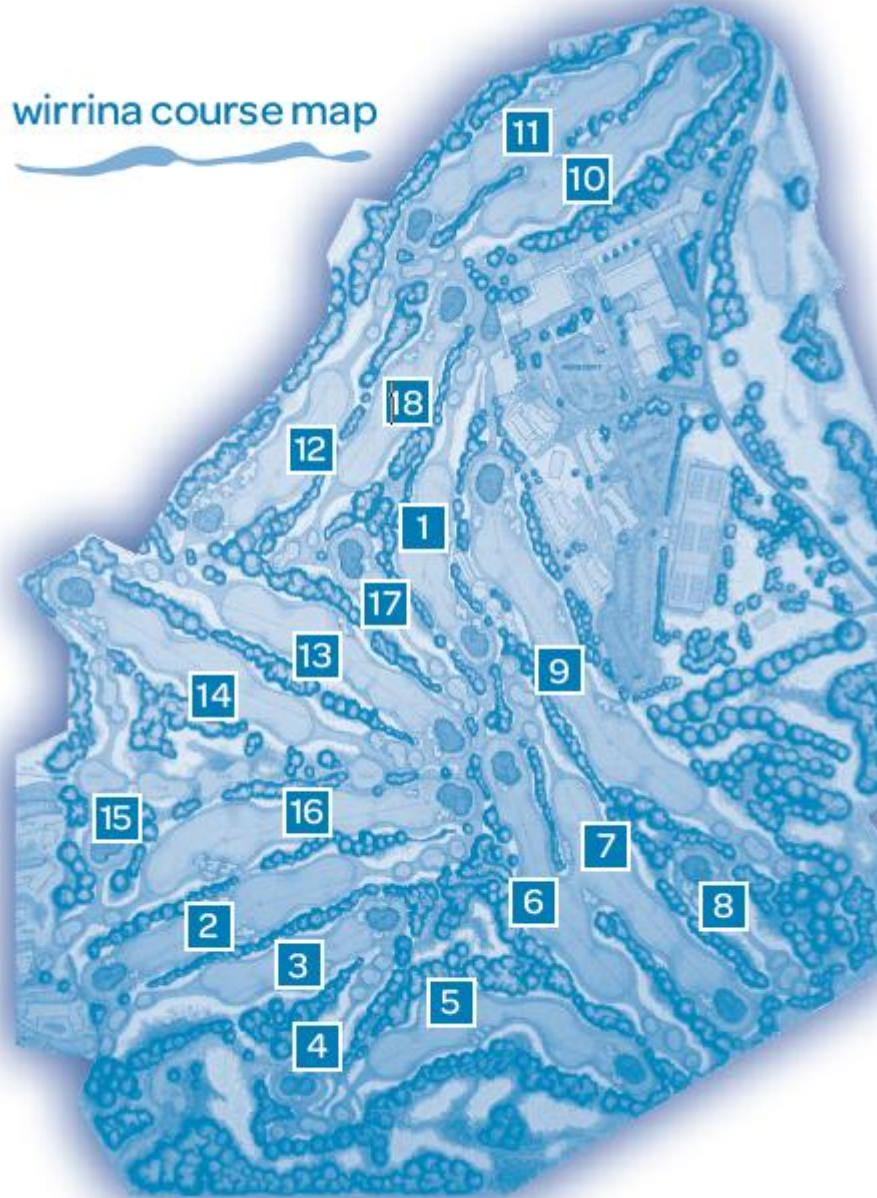


Wirrina Score Card & Course Layout



At the heart of Wirrina Cove is our sensational golf course, offering spectacular golf and great views over St Vincent's Gulf and the rich countryside of South Australia's Fleurieu Peninsula.

As one of the finest golf courses in South Australia, Wirrina Cove boasts 18 magnificent holes - perfect for social, competition or corporate golf.

In addition to the quality of the course, and clubhouse facilities for a relaxing drink or meal, you will get to enjoy sharing your round with the local kangaroo's.

LOCAL RULES

To be read in conjunction with the rules of golf

1. **OUT OF BOUNDS:** As defined by any fence bounding the course or beyond any white posts or blocks marked o.o.b. penalty. 1 stroke and distance.
2. **GROUND UNDER REPAIR:** The following may be treated as g.u.r. areas surrounded by white pegs, lines or spots, the confines of the pump shed between the 1st green and 9th fairway as defined by white pegs. Relief must be taken from ground under repair as per Rule 25-1.
3. **TREES:** If a staked or guarded tree, or a tree under 1 club length in height interferes with a player's stance or swing, the ball must be dropped within one club length of the nearest point of relief not nearer the hole, without penalty in accordance with Rule 25, except in a hazard.
4. **HAZARDS:** Water hazards are defined by yellow markers or stakes; lateral water hazards are defined by red markers.
5. **WATERING EQUIPMENT:** If watering equipment interferes with a player's stance or swing the ball may be dropped at the nearest point of relief, not nearer the hole, without penalty.
6. The ball may be dropped from embedded or loose stones or cracks formed by nature. The ball may be dropped without penalty:
Rule 24-1

Please see club notice board for temporary local rules.

Distance markers to the centre of greens.

WIRRINA Score Card

STROKE
 STABLEFORD
 PAR
 H/CAP

PLAYER _____ GOLFLINK NO. _____

MARKER _____ DATE _____

RESULTS	
GROSS	NET

MEN			PLAYER				HOLE	MARKER			LADIES			
METRES	INDEX		PAR	A	B	RES		A	B	RES	PAR	STROKE INDEX	MATCH INDEX	METRES
291	13	29	4				1				4	7	14	267
399	3	21	4				2				5	10	3	372
302	17	31	4				3				4	12	11	280
148	11	36	3				4				3	18	18	108
374	1	19	4				5				4	1	6	341
342	7	24	4				6				4	6	9	292
389	5	23	4				7				4	3	4	349
153	15	34	3				8				3	17	17	122
484	9	26	5				9				5	9	1	415
2882			35				OUT				36			2546

369	8	25	4				10				4	5	8	329
345	10	27	4				11				4	11	10	288
292	16	30	4				12				4	13	13	277
371	2	20	4				13				4	2	5	342
375	4	22	4				14				4	8	7	330
165	14	35	3				15				3	16	16	123
416	12	28	5				16				5	4	2	405
186	6	33	3				17				3	14	15	135
296	18	32	4				18				4	15	12	279
2815			35				IN				35			2508
2882			35				OUT				36			2546
5697			70				TOTAL				71			5054

			HCP					CCR	ACR	WGSA
			NET						71	73

PLAYER'S SIGNATURE _____

MARKER'S SIGNATURE _____


Course Description

1st Hole



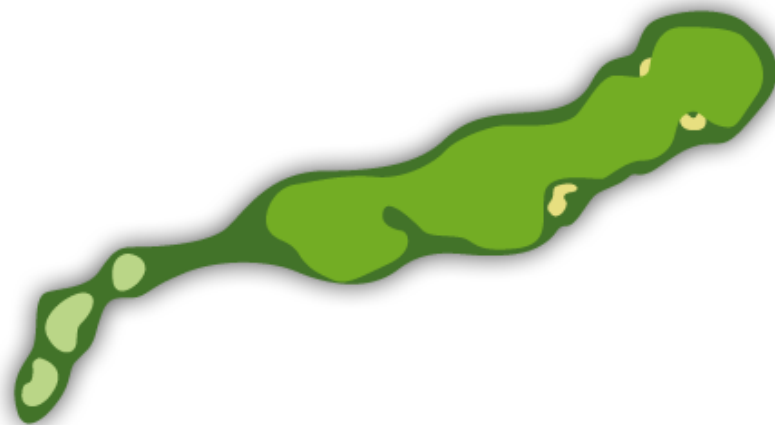
A short dogleg Par 4 to the left so take care when selecting the club for the opening shot or you will risk running out of fairway. The drive should be directed down the right hand side of the fairway, avoiding the bunkers on the left.

2nd Hole



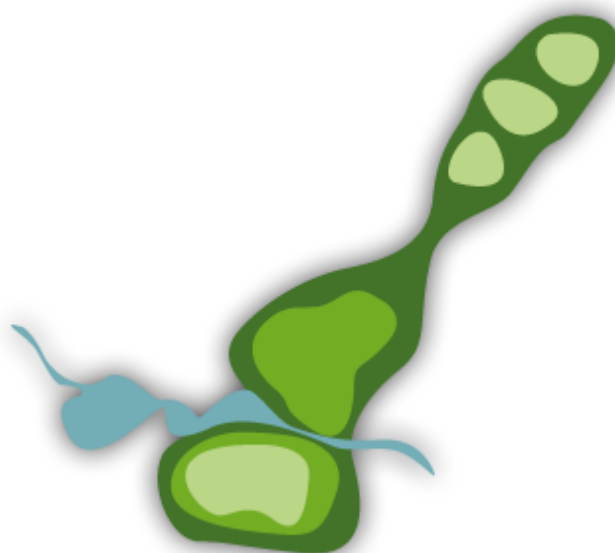
A Par 4 of around 374 meters all uphill. It is a wide open drive with just a couple of bunkers to watch out for, but the deal drive is up the right-hand side leaving a mid to long iron for most golfers into the well-protected, two-tiered green.

3rd Hole



It is important that your shot is not long because a jungle of trees lies not far off the back edge of the green. When played sensibly, this hole offers a great birdie chance.

4th Hole



The green is very wide and even though you may have hit the green, you may still have a 15-metre putt. Par 3 is an achievable goal for most golfers on this hole.

5th Hole



A long dogleg uphill to the right. Water guards the right and a creek guards the left making the drive most important. Ideally, a shot down the right centre of fairway will give you the best chance of reaching the green with your second shot. For all golfers, the second shot will be played with a long iron or fairway wood. For high handicappers, the best play is a drive followed by a mid iron and then a chip on

6th Hole



The 6th is a mid-length Par 4 with fairway bunkers guarding the right and rough down the left. The ideal shot is a long iron/fairway wood to level part of the fairway to leave yourself the easiest shot into the green. Bunkers guard the green to the left so the ideal shot would be to play to the centre of this green, below the hole is possible, to give yourself the easiest putt possible.

7th Hole



A long Par 4 with a fairway that drops away from you on the right towards trees. The ideal line is down the left to let the natural contours bring the ball back to the centre of the fairway. From there, you have a long second shot with a mid to long iron to the green, making sure you avoid the bunkers on the right of the green.

8th Hole



A great Par 3, the 8th is surrounded by bunkers making club selection very important. Most golfers will require a mid iron and should choose plenty of club as most of the trouble is in front of this smallish green.

9th Hole



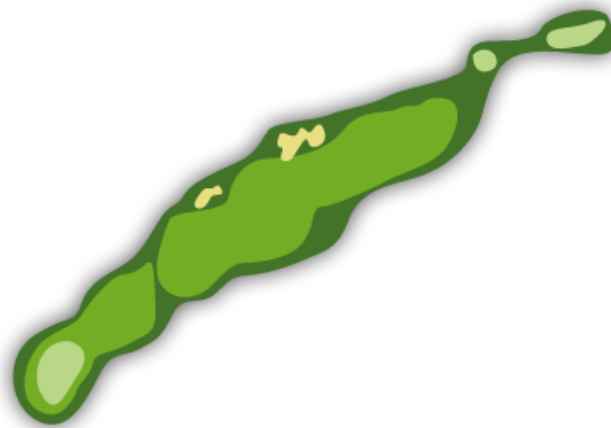
The 9th is guarded by OOB and bunkers on the right, and trees down the left-hand side making the tee shot very important. The best line is down the left to open the hole up and give the longer hitters a chance at the green. Most golfers should lay up though with a mid to long iron to leave a full third shot into this very large green. A birdie chance for most golfers.

10th Hole



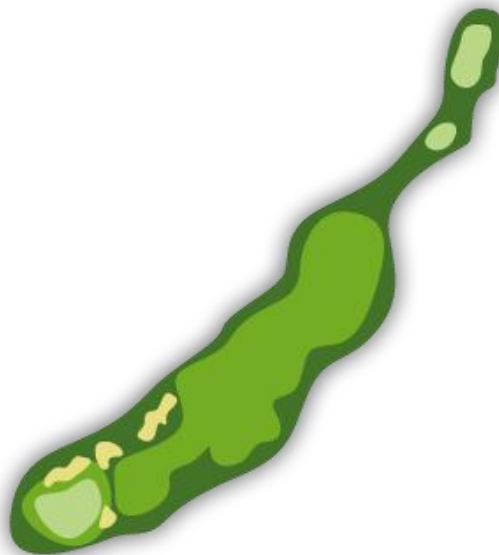
A medium length Par 4 of 369metres. It is a wide-open fairway for your drive off the tee but there is the danger of trees on the left, which may block your second shot to the green. Ideally, your drive will finish left of centre leaving you a mid to long iron for the second stroke on the green, but beware of the large trap at short right. A par is a good score on this hole, which will generally play long into prevailing winds.

11th Hole



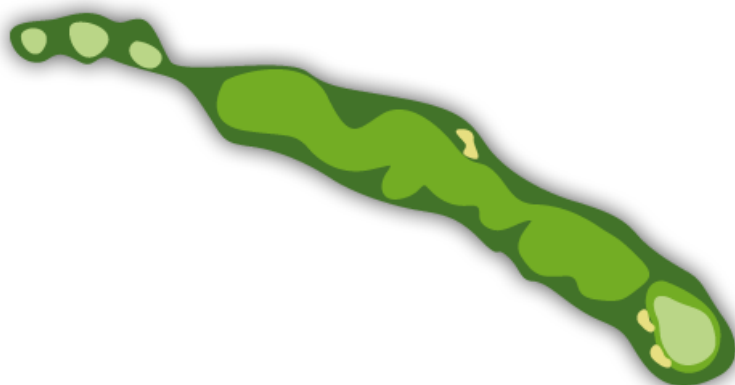
The right hand side of the fairway is lined with bunkers stretching for more than 60 metres. A very difficult driving hole and you will risk wind pushing your ball towards the bunkers and out of bounds. A good drive up the left will leave a mid iron on to the large green, which is set down in a hollow and guarded on the right by a very steep drop off to heavy rough.

12th Hole



Regarded as the easiest hole on the course, the 12th will continue to be underestimated because it is only 299 metres long. The ideal play would be a long run/fairway wood followed by a short iron on to the green, which has been enlarged during the reconstruction. Be careful though, because the green falls away at the back and balls could roll off down the steep embankment.

13th Hole



A long, straight Par 4, with a fairway bunker on the left for long hitters to be wary of. Care should be taken not to drift right as the hole drops off severely towards trees, making par very difficult. Your second shot will look considerably shorter than you think because bunkers short of the green have the effect of making the green look closer.

14th Hole



A long Par 4 that will play into the wind on most days, the 14th is a very difficult driving hole with water and trees down the lefthand side and the odd angle of the fairway working together to make it look more difficult. The ideal line is down the right, as the fall of the fairway will feed the ball to the left. The second shot is generally played with a long iron or fairway wood to a large green guarded by bunkers on the left.

15th Hole



The 15th requires a water carry of more than 100 metres to a large green that is well guarded in the front by a large bunker, which will probably catch a lot of players. The green is relatively flat but very wide, so you may be faced with a long putt.

16th Hole




The 16th is a tight hole with water all the way down the left and cross bunkers in the fairway at around the 180 metre mark. The second shot will need a fairway wood as it is all uphill to the green. The third shot will need to come in high to stop as the green falls away from you.

17th Hole



A long Par 3 of over 180 metres that traditionally plays into a prevailing wind. The higher handicappers should hit a mid iron short of the bunkers and a chip on to give them the best chance of par while good golfers will need to make sure they use plenty of club as the length is very deceiving. A bogey on this hole should be regarded as a par for most golfers.

18th Hole



The final hole is a short Par 4 which, down wind, some golfers may be able to get close to with a well-timed drive. The ideal play is a long iron down the right hand side of the fairway leaving a full short iron into the large well protected green. A bunker around 15 metres short of the green will make the hole look shorter than it is, so think carefully about club selection. After a short second shot, you should have a birdie putt.